



Health Information Card

(Health Questionnaire)

Troubleshooting Guide




Office of Student Affairs - Counseling and Health Service Division (Health Center)



Fill in after 2024/8/12~

Attention! 【 Health Information Card (Health Questionnaire) 】 is limited to new students of the current academic year. , EX:113 Academic Year. “ , Student ID with *13***** ; If you are a student who withdrew from school and return back , OR you have already tried to resolve issues but still cannot fill out the form, Please come to the Health Center for assistance!

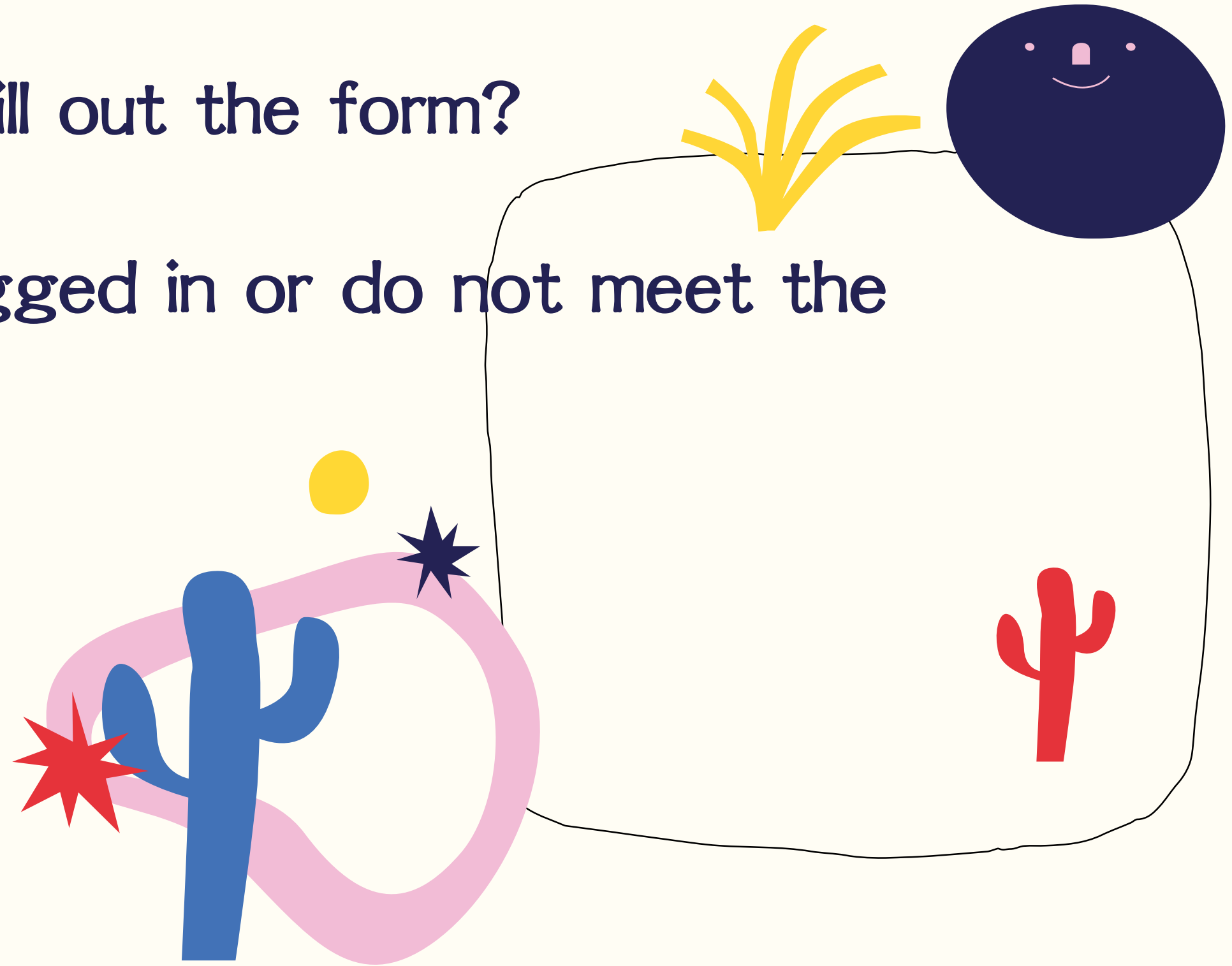


The Health Center is located in the Activity Center (the building with the Family Mart), next to the post office and the family medicine clinic.



Do you have any of the following issues?

- ◆ Unable to open the page and fill out the form?
- ◆ Screen shows "You are not logged in or do not meet the identity eligibility"?!?
- ◆ 404?
- ◆ Unable to save or confirm?



Don't worry! Step-by-step guide from 1 to 6, go~ ~"

The image shows a browser window displaying the website for the Nsysu Office of Student Affairs. The browser's address bar shows the URL sis.nsysu.edu.tw/ONAMS/. The website header includes the text "國立中山大學學生事務處 網路申辦系統" and a logo. A large central graphic features a notepad with the text "Nsysu Office of Student Affairs" and "Hello 歡迎您使用通辦網 - 學生事務處網路申辦系統! 請選擇您要使用的功能!". A sidebar on the left lists various services such as "緩徵與儘後召集", "弱勢學生助學申請", "就學貸款申請", "團體保險申請", "學雜費減免", "學生會費", "學生宿舍申請", "新生健康檢查記錄表", "職業興趣量表", and "自傳填寫".

Annotations for the guide:

- 1**: A red arrow points to the browser's menu button (three vertical dots) in the top right corner.
- 2**: A red arrow points to the "Settings" option in the browser's menu.

Copyright notice at the bottom: 版權所有©2011 國立中山大學 學生事務處 (建議使用瀏覽器IE9以下版本,並請關閉彈跳視窗封鎖功能)



The image shows a Chrome browser window with the 'Settings - Privacy and security' page open. The address bar shows 'chrome://settings/privacy'. The left sidebar contains various settings categories, with 'Privacy and security' highlighted by a red box and a red arrow labeled '3' pointing to it. The main content area shows 'Safety Check' and 'Privacy and security' sections. In the 'Privacy and security' section, 'Site settings' is highlighted by a red box and a red arrow labeled '4' pointing to it. The taskbar at the bottom shows the Windows search bar and several application icons. The system tray on the right shows the temperature (36°C), weather (多雲時晴), and the date and time (下午 01:37, 2024/7/17).

Settings

- You and Google
- Autofill and passwords
- Privacy and security**
- Performance
- Appearance
- Search engine
- Default browser
- On startup

- Languages
- Downloads
- Accessibility
- System
- Reset settings

- Extensions
- About Chrome


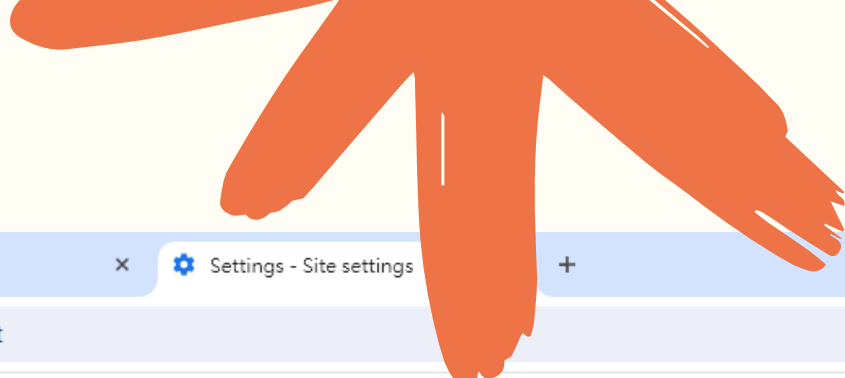
Search settings

Safety Check

Chrome found some safety recommendations for your review
Passwords [Go to Safety Check](#)

Privacy and security

- Delete browsing data
Delete history, cookies, cache, and more
- Privacy Guide
Review key privacy and security controls
- Third-party cookies
Third-party cookies are allowed
- Ad privacy
Customize the info used by sites to show you ads
- Security
Safe Browsing (protection from dangerous sites) and other security settings
- Site settings**
Controls what information sites can use and show (location, camera, pop-ups, and more)

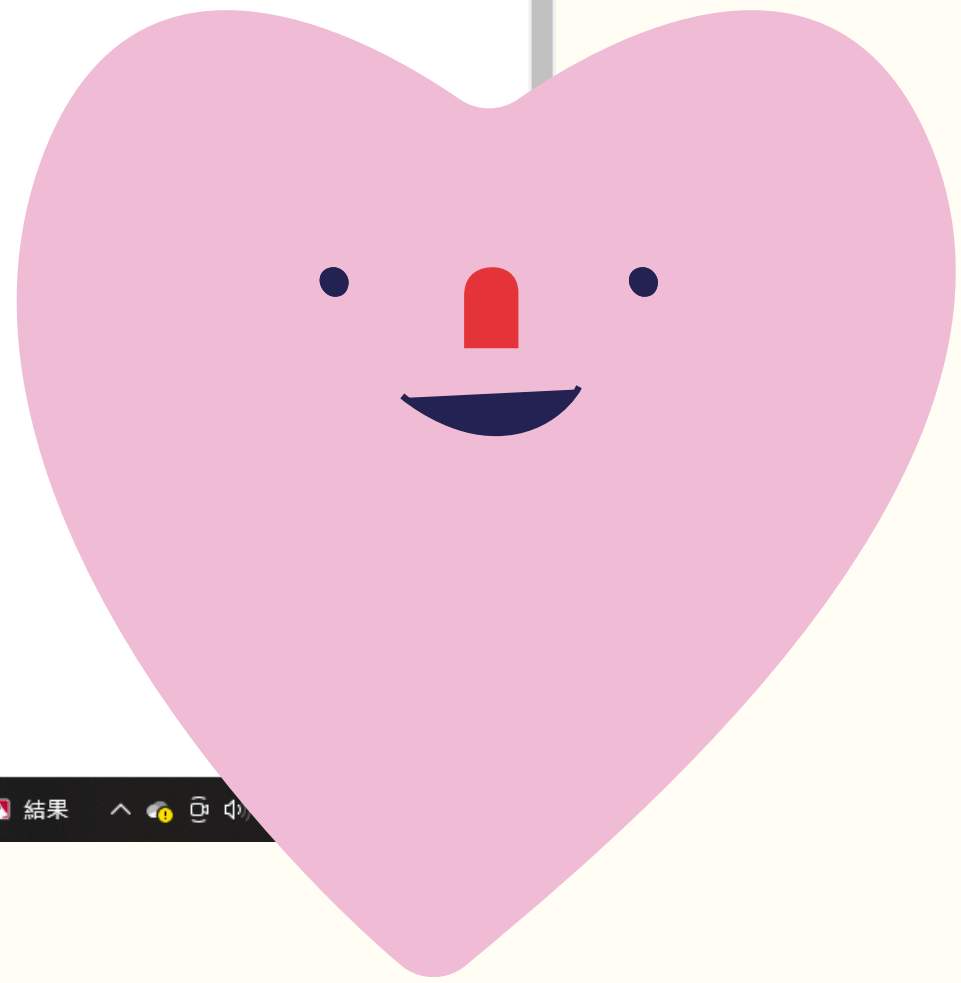


Settings

Search settings

- You and Google
- Autofill and passwords
- Privacy and security**
- Performance
- Appearance
- Search engine
- Default browser
- On startup
- Languages
- Downloads
- Accessibility
- System
- Reset settings
- Extensions
- About Chrome

- Location
Sites can ask for your location
- Camera
Sites can ask to use your camera
- Microphone
Sites can ask to use your microphone
- Notifications
Collapse unwanted requests (recommended)
- Embedded content
Sites can ask to use info they've saved about you
- Additional permissions
- Content
 - Third-party cookies
Third-party cookies are allowed
 - JavaScript
Sites can use JavaScript
 - Images
Sites can show images
 - Pop-ups and redirects
Sites can send pop-ups and use redirects**
- Additional content settings
- Automatically remove permissions from unused sites
To protect your data, let Chrome remove permissions from sites you haven't visited recently. Doesn't stop notifications.



Finish!

Settings - Pop-ups and redirects

Search settings

Pop-ups and redirects

Sites might send pop-ups to show ads, or use redirects to lead you to websites you may not want to visit

Default behavior

Sites automatically follow this setting when you visit them

- Sites can send pop-ups and use redirects
- Don't allow sites to send pop-ups or use redirects

Customized behaviors

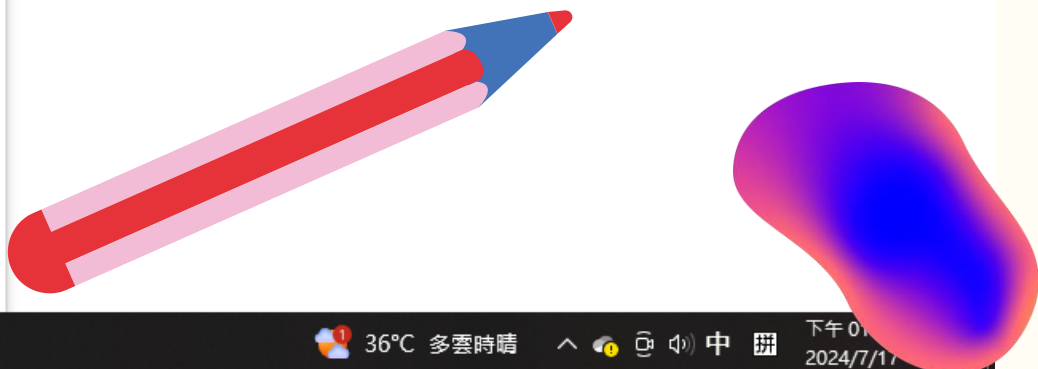
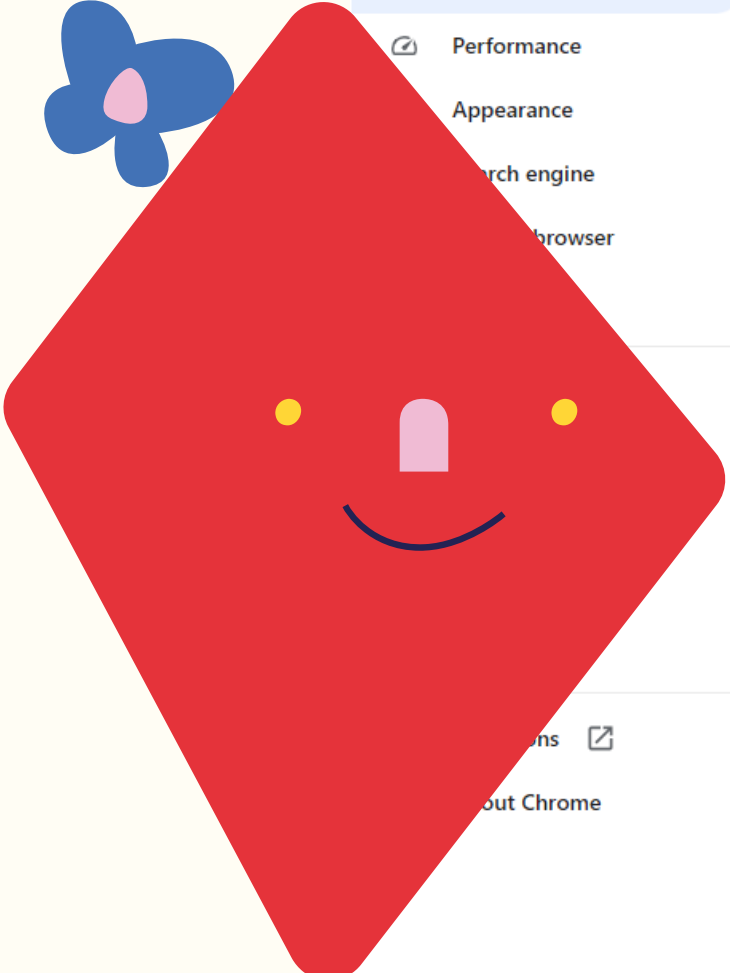

Sites listed below follow a custom setting instead of the default

Not allowed to send pop-ups or use redirects

- <https://souopsa.xyz:443>

Allowed to send pop-ups and use redirects

- <http://140.117.140.54:80>
- <http://www.account.nsysu.edu.tw:80>
- <https://apply-2-account.nsysu.edu.tw:443>





★ After completing the guide, close it and log in again.

★ If it still doesn't work, please restart your device. Thank you!

★ If it still doesn't work.
Please come to the health center for assistance!



Where can I find the Health Information Card (questionnaire)?

國立中山大學學生事務處
網路申辦系統

通辦網

登入(Login)

- 學雜費減免
Tuition waiver
- 學生會費
Student Association fee
- 學生宿舍申請
Dormitory application
- 新生健康檢查記錄表
Health Examination Record
- 職業興趣量表
Interest Inventory
- 自傳填寫
Biography
- 職能量表
Common Competency Inventory
- 勞務就業服務調查
Employment Service Survey of the Ministry of Labor
- 新生心理量表
Inventory of Mental Health
- 健康資料卡(問卷填寫)
Student Health Examination Form**

在這裡

Nsysu Office of Student Affairs

Hello

歡迎您使用通辦網 - 學生事務處網路申辦系統!
請選擇您要使用的功能!

版權所有©2011 國立中山大學 學生事務處
(建議使用瀏覽器IE9以下版本 並請關閉彈跳視窗封鎖功能)

It's here



Thank you for
watching!

